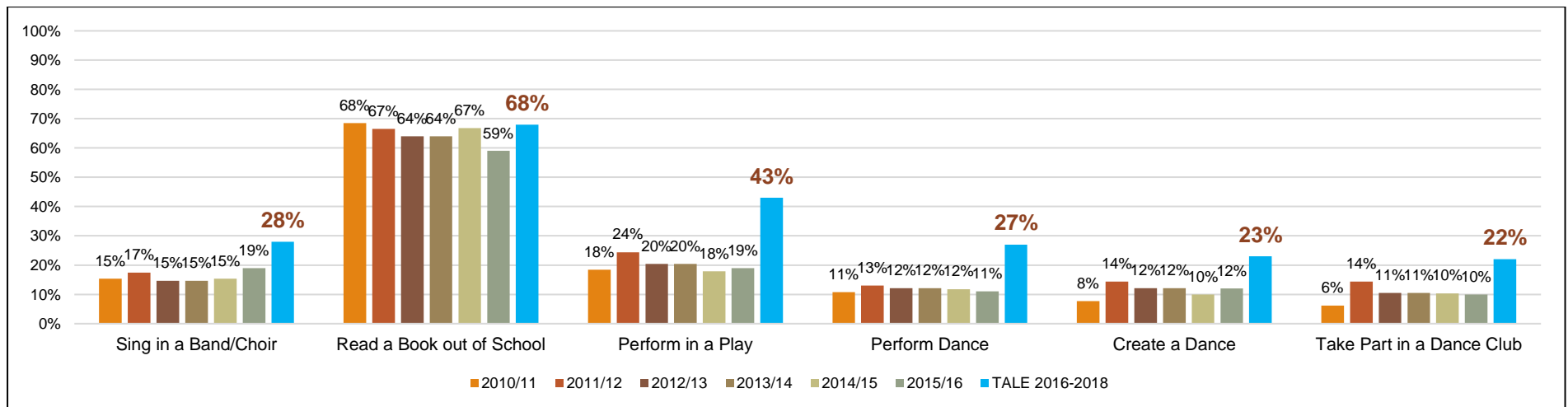
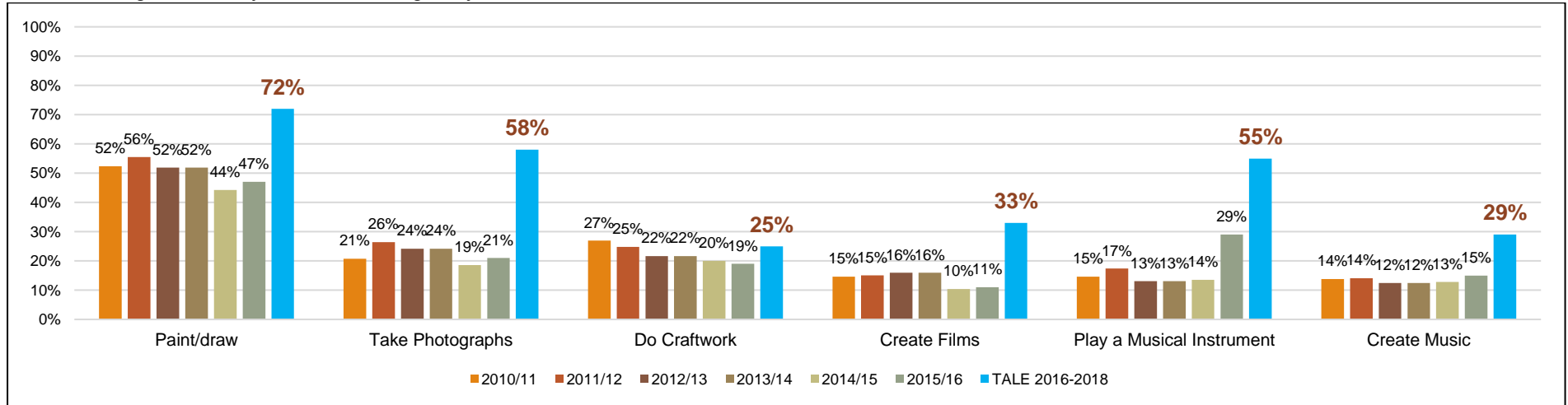


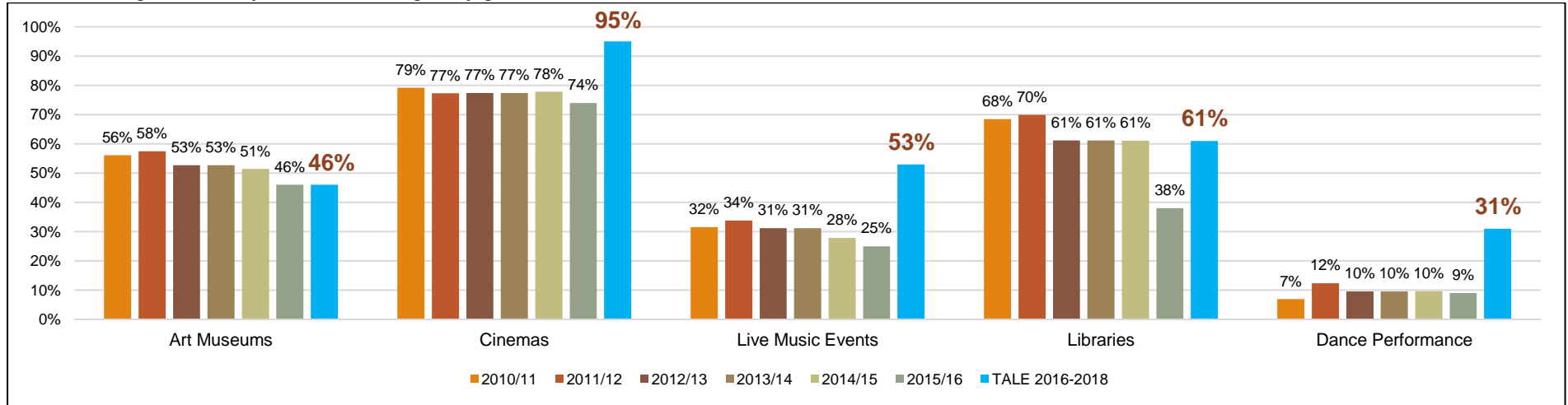
1. Everyday Creative Practices

Percentage of 14/15 year olds who regularly...



2. Everyday Cultural Engagement

Percentage of 14/15 year olds who regularly go to...



The TALE survey focused on all students in years 10, 11 and 12 in 30 schools to develop a broader dataset about their engagement in arts and cultural activities. The survey focused on the questions what arts activities they actually do, what it means to them, why they do it and what they learn from it. The survey was administered online and through paper pencil at the end of the second year (2016/17) and the beginning of the third 2017/18 to more than 4500 students (reserachtale.net)

The Taking Part survey is a continuous face to face household survey of adults aged 16 and over and children aged 5 to 15 years old in England (<https://www.gov.uk/guidance/taking-part-survey>). It collects data on engagement in arts, museums and galleries, archives, libraries, heritage and sport. It includes information on frequency of participation, reasons for participating, barriers to participation and attitudes to the sectors. We were specifically interested in data on engagement in arts, museums and galleries as well as libraries. For the comparison with the TALE-survey we used data of 14-15 year-olds from the 2010/11 to 2015/16 child datasets. Sample sizes can be seen in the table below.

The overall TALE-sample consists of 1.693 14-year-olds and 1.477 15-year-olds. In the **TALE sample** 36 % of students are male and 60 percent are female. 3 % identify as non-binary and 2 % preferred not to answer the question. In the national sample we find an equal distribution of males and females in state-funded schools and independent schools. The same refers to the **2015/16 Taking Part in the Arts** sample, where 49 percent of males and 51 percent of females were included. To overcome the skewedness of the TALE-sample, a subsample was drawn, including 136 female and 139 male 14-15 year olds.

	2010/11	211/12	2012/13	2013/14	2014/15	2015/16	TALE-subsample
14 year-olds	224	152	182	157	148	126	152
15 year-olds	213	147	156	157	132	141	123
total	437	437	437	437	437	437	275

References

Department for Culture, Media and Sport. (2011). *Taking Part: the National Survey of Culture, Leisure and Sport, 2010-2011; Adult and Child Data*. [data collection]. UK Data Service. SN: 6855, <http://doi.org/10.5255/UKDA-SN-6855-1>

Department for Culture, Media and Sport. (2013). *Taking Part: the National Survey of Culture, Leisure and Sport, 2011-2012; Adult and Child Data*. [data collection]. UK Data Service. SN: 7222, <http://doi.org/10.5255/UKDA-SN-7222-1>

Department for Culture, Media and Sport. (2013). *Taking Part: the National Survey of Culture, Leisure and Sport, 2012-2013; Adult and Child Data*. [data collection]. UK Data Service. SN: 7371, <http://doi.org/10.5255/UKDA-SN-7371-1>

Department for Culture, Media and Sport. (2015). *Taking Part: the National Survey of Culture, Leisure and Sport, 2013-2014; Adult and Child Data*. [data collection]. UK Data Service. SN: 7709, <http://doi.org/10.5255/UKDA-SN-7709-1>

Department for Culture, Media and Sport. (2016). *Taking Part: the National Survey of Culture, Leisure and Sport, 2014-2015; Adult and Child Data*. [data collection]. UK Data Service. SN: 7872, <http://doi.org/10.5255/UKDA-SN-7872-1>

Department for Culture, Media and Sport. (2016). *Taking Part: the National Survey of Culture, Leisure and Sport, 2015-2016; Adult and Child Data*. [data collection]. UK Data Service. SN: 8070, <http://doi.org/10.5255/UKDA-SN-8070-1>